

Introductory sub-table (I)(a)

Name of the Company: ADHARSHILA CAPITAL SERVICES LTD

Script Code, Name of the scrip, class of security: Equity Shares


Quarter ended: 30/06/2015

Partly paid-up shares:-	No. of partly paid-up shares	As a % of total no. of partly paid-up shares	As a % of total no. of shares of the company
Held by promoter/promoter group		0	0
Held by public		0	0
<b>Total - D</b>	<b>0</b>	<b>0</b>	<b>0</b>

Outstanding convertible securities:-	No. of outstanding securities	As a % of total no. of outstanding convertible securities	As a % of total no. of shares of the company, assuming full conversion of the convertible securities
Held by promoter/promoter group		0	0
Held by public		0	0
<b>Total - E</b>	<b>0</b>	<b>0</b>	<b>0</b>

Warrants:-	No. of warrants	As a % of total no. of warrants	As a % of total no. of shares of the company, assuming full conversion of warrants
Held by promoter/promoter group		0	0
Held by public		0	0
<b>Total - F</b>	<b>0</b>	<b>0</b>	<b>0</b>

<b>Total paid-up capital of the company, assuming full conversion of warrants and convertible securities</b>	<b>5500000</b>	<b>100</b>
--	----------------	------------



**Statement Showing Shareholding Pattern**

Category code	Category of Shareholder	Number of Shareholders	Table (I)(a)		Total shareholding as a percentage of total number of shares		Shares Pledged or otherwise encumbered	
			Total number of shares	Number of shares held in dematerialized form	As a percentage of (A+B) <sup>1</sup>	As a percentage of (A+B+C)		
(I)	(II)	(III)	(IV)	(V)	(VI)	(VII)	(VIII)	(IX) - (VIII)/(IV)*100
(A)	Shareholding of Promoter and Promoter							
1	Indian							
(a)	Individuals/ Hindu Undivided Family	6	2780000	2780000	50.55	50.55	0	0.00
(b)	Central Government/ State Government(s)				0.00	0.00		0.00
(c)	Bodies Corporate	3	340000	340000	6.18	6.18	0	0.00
(d)	Financial Institutions/ Banks				0.00	0.00		0.00
(e)	Any Others(Specify)				0.00	0.00		0.00
(e-i)					0.00	0.00		0.00
(e-ii)					0.00	0.00		0.00
	Sub Total(A1)	9	3120000	3120000	56.73	56.73	0	0.00
2	Foreign							
a	Individuals (Non-Residents Individuals/ Foreign Individuals)				0.00	0.00		0.00
b	Bodies Corporate				0.00	0.00		0.00
c	Institutions				0.00	0.00		0.00
d	Any Others(Specify)				0.00	0.00		0.00
d-i					0.00	0.00		0.00
d-ii					0.00	0.00		0.00
	Sub Total(A2)	0	0	0	0.00	0.00	0	0.00
	Total Shareholding of Promoter and Promoter Group (A)=(A1)+(A2)	9	3120000	3120000	56.73	56.73	0	0.00



<b>(B)</b>	<b>Public Shareholding</b>																		
<b>1</b>	<b>Institutions</b>																		
(a)	Mutual Funds/ UTI																		
(b)	Financial Institutions /Banks																		
(c)	Central Government/ State Government(s)																		
(d)	Venture Capital Funds																		
(e)	Insurance Companies																		
(f)	Foreign Institutional Investors																		
(g)	Foreign Venture Capital Investors																		
(h-i)	Any Other (specify)																		
(h-ii)																			
	<b>Sub-Total (B)(1)</b>																		
<b>B 2</b>	<b>Non-Institutions</b>																		
(a)	Bodies Corporate																		
(b)	Individuals																		
I	Individuals - i. Individual shareholders holding nominal share capital up to Rs 1 lakh																		
II	ii. Individual shareholders holding nominal share capital in excess of Rs. 1 lakh.																		
(c)	N.R.I./REPT & NON-REPT																		
(c-i)	Clearing House/Public Trust																		
(c-ii)	Corporate Bodies - OCB																		
(c-iii)	Intermediary/Other Depository A/c																		
(c-iv)	Hindu Undivided Family																		
(c-v)	Clearing Members																		
(c-vi)	Qualified Foreign Investor -Individual																		
(c-vii)	Qualified Foreign Investor-Corporate																		
	<b>Sub-Total (B)(2)</b>																		
	<b>Total Public Shareholding (B)= (B)(1)+(B)(2)</b>																		
	<b>TOTAL (A)+(B)</b>																		
<b>(C)</b>	<b>Shares held by Custodians and against which Depository Receipts have been issued</b>																		
1	Promoter and Promoter Group																		
2	Public																		
	<b>Sub-Total (C)</b>																		
	<b>GRAND TOTAL (A)+(B)+(C)</b>																		



(1)(b) Statement showing holding of securities (including shares, warrants, convertible securities) of persons belonging to the category "Promoter and Promoter Group"

Sr. No.	Name of the shareholder	Details of Shares held		Encumbered shares (*)			Details of warrants		Details of convertible securities		Total shares (including underlying shares assuming full conversion of warrants and convertible securities) as a % of diluted share capital
		Number of shares held	As a % of grand total (A)+(B)+(C)	No.	As a percentage (N)=(V)/(VII)*100	As a % of grand total (A)+(B)+(C) of sub-clause (1)(a)	Number of warrants held	As a % of total number of warrants of the same class	Number of convertible securities held	As a % of total number of convertible securities of the same class	
(i)	(ii)	(iii)	(iv)	(v)	(vi)	(vii)	(viii)	(ix)	(x)	(xi)	(xii)
1	SHOMNA ADLAKHA	100000	1.82	0	0.00	0.00	0	0	0	0	1.82
2	RANJAN ADLAKHA	820000	14.91	0	0.00	0.00	0	0	0	0	14.91
3	UTTAM INDUSTRIAL ENGINEERING LIMITED	50000	0.91	0	0.00	0.00	0	0	0	0	0.91
4	UTTAM SUCROTECH LIMITED	150000	2.73	0	0.00	0.00	0	0	0	0	2.73
5	NEW CASTLE FINANCE AND LEASING PVT LTD	140000	2.55	0	0.00	0.00	0	0	0	0	2.55
6	RAJ KUMAR ADLAKHA KARTA OF RAJ KUMAR ADLAKHA	50000	0.91	0	0.00	0.00	0	0	0	0	0.91
7	RAJ KUMAR ADLAKHA	1360000	24.73	0	0.00	0.00	0	0	0	0	24.73
8	AMITA ADLAKHA	425000	7.73	0	0.00	0.00	0	0	0	0	7.73
9	BALRAM ADLAKHA	25000	0.45	0	0.00	0.00	0	0	0	0	0.45
<b>TOTAL</b>		<b>3120000</b>	<b>56.73</b>	<b>0</b>	<b>0.00</b>	<b>0.00</b>	<b>0</b>	<b>0</b>	<b>0</b>	<b>0</b>	<b>56.73</b>

(\*) The term "encumbrance" has the same meaning as assigned to it in regulation 28(3) of the SAST Regulations, 2011




**(D)(c)(i) Statement showing holding of securities (including shares, warrants, convertible securities) of persons belonging to the category "Public" and holding more than 1% of the total number of shares**

Sr. No.	Name of the shareholder	Number of shares held	Shares as a percentage of total number of shares {i.e., Grand Total (A)+(B)+(C) indicated in Statement at para (D)(a) above}	Details of warrants		Details of convertible securities		Total shares (including underlying shares assuming full conversion of warrants and convertible securities) as a % of diluted share capital
				Number of warrants held	As a % of total number of warrants of the same class	Number of convertible securities held	% w.r.t total number of convertible securities of the same class	
1	AJANTA FIN-INVEST-LEASE PVT LTD	69800	1.27		0			1.27
2	ANTARES METAL AND STEEL LIMITED	165000	3.00		0			3.00
3	KAMKAN FINCAP PVT. LTD	180000	3.27		0			3.27
4	PARSHURAM CAPITAL SERVICES LTD	190000	3.45		0			3.45
5	PRAGATI VANIJAYA LTD	140000	2.55		0			2.55
6	DB MERCHANT BANKING SERVICES LTD	103200	1.88		0			1.88
<b>TOTAL</b>		<b>848000</b>	<b>15.42</b>		<b>0</b>	<b>0</b>	<b>0</b>	<b>15.42</b>




**(D)(c)(ii) Statement showing holding of securities (including shares, warrants, convertible securities) of persons (together with PAC) belonging to the category "Public" and holding more than 5% of the total number of shares of the company**

Sr. No.	Name(s) of the shareholder(s) and the Persons Acting in Concert (PAC) with them	Number of shares	Shares as a percentage of total number of shares i.e., Grand Total (A)+(B)+(C) indicated in Statement at para (D)(a) above}	Details of warrants		Details of convertible securities		Total shares (including underlying shares assuming full conversion of warrants and convertible securities) as a % of diluted share capital
				Number of warrants	As a % total number of warrants of the same class	Number of convertible securities held	% w.r.t total number of convertible securities of the same class	
1			0.00					
2			0.00					
3			0.00					
4			0.00					
5			0.00					
6			0.00					
7			0.00					
8			0.00					
9			0.00					
10			0.00					
<b>TOTAL</b>		<b>0</b>	<b>0.00</b>			<b>0</b>		<b>0</b>




(D)(d) Statement showing details of locked-in shares

Sr. No.	Name of the shareholder	Number of locked-in shares	Locked-in shares as a percentage of total number of shares i.e., Grand Total (A)+(B)+(C) indicated in Statement at para (D)(a) above}	PROMOTER / PROMOTER GROUP/ PUBLIC
1			0.00	
2			0.00	
3			0.00	
4			0.00	
5			0.00	
6			0.00	
7			0.00	
8			0.00	
9			0.00	
TOTAL		0	0.00	



(II)(a) Statement showing details of Depository Receipts (DRs)

Sr. No.	Type of outstanding DR (ADRs, GDRs, SDRs, etc.)	Number of outstanding DRs	Number of shares underlying outstanding DRs	Shares underlying outstanding DRs as a percentage of total number of shares {i.e., Grand Total (A)+(B)+(C) indicated in Statement at para (I)(a) above}
1				0.00
2				0.00
3				0.00
4				0.00
5				0.00
6				0.00
7				0.00
8				0.00
9				0.00
TOTAL				0.00





**(II)(b) Statement showing holding of Depository Receipts (DRs), where underlying shares held by "promoter/promoter group" are in excess of 1% of the total number of shares**

Sr. No.	Name of the DR Holder	Type of outstanding DR (ADRs, GDRs, SDRs, etc.)	Number of shares underlying outstanding DRs	Shares underlying outstanding DRs as a percentage of total number of shares {i.e., Grand Total (A)+(B)+(C) indicated in Statement at para (I)(a) above}
1				0.00
2				0.00
3				0.00
4				0.00
5				0.00
6				0.00
7				0.00
8				0.00
9				0.00
<b>TOTAL</b>			<b>0</b>	<b>0.00</b>

