

Format of holding of specified securitiesADHARSHILA CAPITAL
SERVICES LTD

1. Name of Listed Entity:
2. Scrip Code/Name of Scrip/Class of Security
3. Share Holding Pattern Filed under: Reg. 31(1)(a)/Reg. 31(1)(b)/Reg.31(1)(c)
 - a. If under 31(1)(b) then indicate the report for Quarter ending
 - b. If under 31(1)(c) then indicate date of allotment/extinguishment

31/03/2016

4. **Declaration:** The Listed entity is required to submit the following declaration to the extent of submission of information:-

Particulars	Yes*	No*
1. Whether the Listed Entity has issued any partly paid up shares?		No
2. Whether the Listed Entity has issued any Convertible Securities or Warrants?		No
3. Whether the Listed Entity has any shares against which depository receipts are issued?		No
4. Whether the Listed Entity has any shares in locked-in?		Yes
5. Whether any shares held by promoters are pledge or otherwise encumbered?		No

** If the Listed Entity selects the option 'No' for the questions above, the columns for the partly paid up shares, Outstanding Convertible Securities/Warrants, depository receipts, locked-in shares, No of shares pledged or otherwise encumbered by promoters, as applicable, shall not be displayed at the time of dissemination on the Stock Exchange website. Also wherever there is 'No' declared by Listed Entity in above table the values will be considered as 'Zero' by default on submission of the format of holding of specified securities.*

5. The tabular format for disclosure of holding of specified securities is as follows:-






Table I - Summary Statement holding of specified securities

Category	Category of shareholder	Nos. of shares held	No. of fully paid up equity shares held	No. of partly paid-up equity shares held	No. of Shares underlying Depository Receipts	Total nos. shares held (VII)=(IV)+(V)+(VI)	Shareholding as a % of total no. of shares (calculated as per SCRR, 1957) As a % of (A+B+C2)	Number of Voting Rights held in each class of securities			No. of Shares Underlying Outstanding convertible securities (including Warrants)	Shareholding, as a % assuming full conversion of convertible securities (as a percentage of diluted share capital) As a % of (A+B+C2)	Number of locked in shares	Number of Shares pledged or otherwise encumbered	Number of equity shares held in dematerialized form
								Class:equity	Class:preference	Total					
(I)	(II)	(III)	(IV)	(V)	(VI)	(VII)	(VIII)	(IX)	(X)	(XI)=(VIII+X)	(XII)	(XIII)	(XIV)		
(A)	Promoter & Promoter Group	91	3395000	0	0	3395000	61.73	3395000	3395000	61.73	3120000	91.90	0	3120000	
(B)	Public	1091	2105000	0	0	2105000	38.27	2105000	0	38.27	0	0.00	0	1000000	
(C)	Non Promoter- Non Public														
(C1)	Shares underlying DRs	0	0	0	0	0	NA	0	0	NA	0	0.00	0	0	
(C2)	Shares held by Employee Trusts	0	0	0	0	0	0	0	0	0	0	0.00	0	0	
Total		1100	5500000	0	0	5500000	100	5500000	5500000	100	3120000	56.73	0	3220000	

Table II - Statement showing shareholding pattern of the Promoter and Promoter Group

Category & Name of the Shareholders	PAN	No. of shares held	No. of fully paid up equity shares held	Partly paid-up equity shares held	Nos. of Shares underlying Depository Receipts	Total nos. shares held (VII)=(IV)+(V)+(VI)+(VII)	Shareholding % (VIII)/(VII)*100	Number of Voting Rights held in each class of securities		Total as a % of Total Voting Rights	No. of Shares Underlying Outstanding convertible securities (including Warrants)	Shareholding, as a % assuming full conversion of convertible securities (as a percentage of diluted share capital) as a % of A+B+C2	Number of Locked in shares	Number of Shares pledged or otherwise encumbered	Number of equity shares held in dematerialized form
								No. of Voting Rights Class X Class Y	Total						
1															
(i) Indian															
(a) Individual/Hindu Undivided Family															
RAJ KUMAR ADLAKHA	AZPK7896C	6	3055000	0	0	3055000	55.55	3055000	0	3055000	55.55	0	0	0	2780000
RAVJAN ADLAKHA	AAFP8800E		1360000	0	0	1360000	24.73	1360000	0	1360000	24.73	0	0	0	1360000
AMITA ADLAKHA	AHPA6189A		820000	0	0	820000	14.91	820000	0	820000	14.91	0	0	0	820000
SHOMNA ADLAKHA	AEMPA3857P		700000	0	0	700000	12.73	700000	0	700000	12.73	0	0	0	425000
RAJ KUMAR ADLAKHA	AAHR4573R		100000	0	0	100000	1.82	100000	0	100000	1.82	0	0	0	100000
BALRAM ADLAKHA	AWTPA3967F		50000	0	0	50000	0.91	50000	0	50000	0.91	0	0	0	50000
(b) Central Government/State Government(s)															
(c) Financial Institutions/Banks															
(d) Any Other (Specify):															
UTTAM SURBOTECH LIMITED	AAACU4042K	3	340000	0	0	340000	6.18	340000	0	340000	6.18	0	0	0	340000
NEW CASTLE FINANCE AND LEASING PVT LTD	AAACN0386K		150000	0	0	150000	2.73	150000	0	150000	2.73	0	0	0	150000
UTTAM INDUSTRIAL ENGINEERING LIMITED	AAACU1074B		140000	0	0	140000	2.55	140000	0	140000	2.55	0	0	0	140000
Sub Total (A)(1)		9	50000	0	0	50000	0.91	50000	0	50000	0.91	0	0	0	50000
2															
(a) Foreign															
Individual/Non Resident Individual/Foreign Individual															
(b) Government															
(c) Institutions															
(d) Foreign Portfolio Investor															
(e) Any Other (Specify)															
Sub Total (A)(2)															
Total Shareholding of Promoter and Promoter Group (A) = (A)(1)+(A)(2)			9	3395000	0	3395000	61.73	3395000	0	3395000	61.73	0	0	0	3120000




Table III - Statement showing shareholding pattern of the Public shareholder

Category & Name of the Shareholders	PAN	Nos. of share holder	No. of fully paid up shares held	Partly paid-up equity shares held	Nos. of shares underlying Depository Receipts	Total nos. shares held (VII)=(IV)+(V)+(VI)+(VII)	Share holding % calculated as per SCRR, 1957 As a % of (A+B+C2)	Number of Voting Rights held in each class of securities			No. of Shares Underlying Outstanding convertible securities (including Warrants) as a percentage of diluted share capital	Total shareholding, as a % of full conversion of convertible securities (as a percentage of diluted share capital)	Number of Locked in shares (a) % of total shares held (b)	Number of Shares pledged or held (a) % of total shares held (b)	Number of equity shares held in dematerialized form
								Class X	Class Y	Total					
1. Institutions															
(a) Mutual Fund			0	0	0	0	0	0	0	0	0	0.00	NA	0	0
(b) Venture Capital Funds			0	0	0	0	0	0	0	0	0.00	NA	0	0	
(c) Alternate Investment Funds			0	0	0	0	0	0	0	0	0.00	NA	0	0	
(d) Foreign Venture Capital Investor			0	0	0	0	0	0	0	0	0.00	NA	0	0	
(e) Foreign Portfolio Investors			0	0	0	0	0	0	0	0	0.00	NA	0	0	
(f) Financial Institutions/Banks			0	0	0	0	0	0	0	0	0.00	NA	0	0	
(g) Insurance Companies			0	0	0	0	0	0	0	0	0.00	NA	0	0	
(h) Provident Fund/Pensions Funds			0	0	0	0	0	0	0	0	0.00	NA	0	0	
(i) Any Other Specify			0	0	0	0	0	0	0	0	0.00	NA	0	0	
Sub Total (B)(1)			0	0	0	0	0	0	0	0	0.00	NA	0	0	
2. Central Government/State Government/President of India			0	0	0	0	0	0	0	0	0.00	NA	0	0	
Sub Total (B)(2)			0	0	0	0	0	0	0	0	0.00	NA	0	0	
3. Individual Shareholders holding Nominal Share Capital Up to 2 Lacs			1074	1325340	0	1325340	24.1	1325340	24.1	0	24.1	0.00	0	0.00	40
4. Individual Shareholders holding Nominal Share Capital Above 2 Lacs			15	712160	0	712160	12.95	712160	12.95	0	12.95	0.00	NA	99960	
(b) NBFCs Registered with RBI			0	0	0	0	0	0	0	0	0.00	NA	0	0	
(c) Employee Trusts			0	0	0	0	0	0	0	0	0.00	NA	0	0	
(d) Overseas Depositories (Holding DRS) (Balancing Figure)			0	0	0	0	0	0	0	0	0.00	NA	0	0	
(e) Any other (Specify)			2	67500	0	67500	1.23	67500	1.23	0	1.23	0.00	NA	100000	
Sub Total (B)(3)			1091	2105000	0	2105000	38.27	2105000	38.27	0	38.27	0.00	NA	1000000	
Total Public Shareholding (B)= (B)(1)+(B)(2) + B (3)			1091	2105000	0	2105000	38.27	2105000	38.27	0	38.27	0.00	NA	1000000	




Table IV - Statement showing shareholding pattern of the Non Promoter- Non Public Shareholder

Category & Name of the Shareholders	PAN	No. of shareholder	No. of fully paid up equity shares held	Partly paid-up equity shares held	Nos. of shares underlying Depository Receipts	Total no. shares held (viii)=(iv)+(v)+(vi)+(vii)	Shareholding % calculate d as per SCRR, 1957 As a % of (A+B+C2)	Number of Voting Rights held in each class of securities			Total as a % of Total Voting rights	No. of Shares Underlying Outstanding convertible securities (including Warrants)	Total shareholding, as a % assuming full conversion of convertible securities (as a percentage of diluted share capital)	Number of Locked in shares		Number of Shares pledged or otherwise encumbered		Number of equity shares held in dematerialized form (Not Applicable)
								Class X	Class Y	Total				No. As a % of total Shares held	No. (Not applicable)	As a % of total shares held (Not applicable)		
(i)	(ii)	(iii)	(iv)	(v)	(vi)	(viii)=(iv)+(v)+(vi)+(vii)	(viii)	(ix)			(x)	(xi)=(viii)+(x)	(xii)		(xiii)		(xiv)	
1. Custodian/DR																		
(a) Name of DR Holder (if Available)		0	0	0	0	0	0				0	0	0	0.00				0
2. Employees Benefit Trust (Under SEBI (Share Based Employees Benefit Regulation 2014)																		
(a) Name of DR Holder (if Available)		0	0	0	0	0	0				0	0	0	0.00				0
Total Non Promoter Non Public Shareholding (C2)=(C1)+(C2)		0	0	0	0	0	0				0	0	0	0.00				0

