

Format of holding of specified securities

ADHARSHILA CAPITAL SERVICES LTD

BSE- 539493

31/12/2015

1. Name of Listed Entity:
2. Scrip Code/Name of Scrip/Class of Security
3. Share Holding Pattern Filed under: Reg. 31(1)(a)/Reg. 31(1)(b)/Reg.31(1)(c)
 - a. If under 31(1)(b) then indicate the report for Quarter ending
 - b. If under 31(1)(c) then indicate date of allotment/extinguishment
4. Declaration: The Listed entity is required to submit the following declaration to the extent of submission of information:-

Particulars	Yes*	No*
1. Whether the Listed Entity has issued any partly paid up shares?		No
2. Whether the Listed Entity has issued any Convertible Securities or Warrants?		No
3. Whether the Listed Entity has any shares against which depository receipts are issued?		No
4. Whether the Listed Entity has any shares in locked-in?	Yes	---
5. Whether any shares held by promoters are pledge or otherwise encumbered?		No


** If the Listed Entity selects the option 'No' for the questions above, the columns for the partly paid up shares, Outstanding Convertible Securities/Warrants, depository receipts, locked-in shares, No of shares pledged or otherwise encumbered by promoters, as applicable, shall not be displayed at the time of dissemination on the Stock Exchange website. Also wherever there is 'No' declared by Listed Entity in above table the values will be considered as 'Zero' by default on submission of the format of holding of specified securities.*

5. The tabular format for disclosure of holding of specified securities is as follows:-



Table 1 - Summary Statement holding of specified securities

Category	Category of shareholder	Nos. of sharehold-ers	No. of fully paid up equity shares held	No. of Party paid-up equity shares held	No. of shares underlying Depository Receipts	Total nos. shares held (VIII)=(IV)+(V)+(VI)+(VII)	Shareholding as a % of total no. of shares (calculated as per SCRR, 1957) As a % of (A+B+C2)	Number of Voting Rights held in each class of securities			No. of Shares underlying convertible securities (including Warrants)	Shareholding, as a % assuming full conversion of convertible securities (as a percentage of diluted share capital) As a % of (A+B+C2)	Number of Locked in shares		Number of Shares pledged or otherwise encumbered		Number of equity shares held in dematerialized form
								Class:equity	Class:equity	Total			No. (a)	As a % of total Shares held (b)	No. (a)	As a % of total Shares held (b)	
(I)	(II)	(III)	(IV)	(V)	(VI)	(VII)=(IV)+(V)+(VI)+(VII)	(VIII)	(IX)	(X)	(XI)=(VIII)+(X)	(XII)	(XIII)	(XIV)	(XV)	(XVI)	(XVII)	(XVIII)
(A)	Promoter & Promoter Group	9	3120000			3120000	56.73				3120000	56.73	0	0	0	0	3120000
(B)	Public	1105	2380000			2380000	43.27				0	0					1000000
(C)	Non Promoter Non Public						N.A.				0	0					0
(C1)	Shares underlying DRs	0	0			0	0				0	0					0
(C2)	Shares held by Employee Trusts	0	0			0	0				0	0					0
	Total	1114	5500000			5500000	100				3120000	56.73	0	0	0	0	3220000




1	Category & Name of the Shareholders	PAN	No. of shareholder	No. of fully paid up equity shares held	Partly paid-up equity shares held	Nos of shares underlying Depository Receipts	Total nos. shares held (VII)=(IV)+(V)+(VI)	Shareholding % calculated as per SCRR, 1957 As a % of (A+B+C2)	Number of Voting Rights held in each class of securities			No. of Shares Underlying Outstanding convertible securities (including Warrants)	Shareholding, as a % assuming full conversion of convertible securities (as a percentage of diluted share capital) as a % of A+B+C	Number of Locked in shares		Number of Shares pledged or otherwise encumbered		Number of equity shares held in dematerialized form
									Class X	Class Y	Total			No. (a) % of total Shares held (b)	No. (a) % of total shares held (b)			
	(i)	(ii)	(iii)	(iv)	(v)	(vi)	(VII)=(IV)+(V)+(VI)	(VIII)	(ix)	(x)	(xi)	(xii)	(xiii)	(xiv)				
	Indian																	
	Individual/Hindu Undivided Family		6	2780000			2780000	50.55										
	RAJ KUMAR ADLAKHA	AZKN7895C		1360000			1360000	24.73										
	RAJAN ADLAKHA	AAEPAB800E		820000			820000	14.91										
	AMITA ADLAKHA	ABHPA6189A		425000			425000	7.73										
	SHOMNA ADLAKHA	AEWPA3857P		100000			100000	1.82										
	RAJ KUMAR ADLAKHA	AAGRH4573R		50000			50000	0.91										
	BALRAM ADLAKHA	AAVPA3967F		25000			25000	0.45										
	(b) Central Government/State Government(s)		0	0			0	0.00										
	(c) Financial Institutions/Banks		0	0			0	0.00										
	(d) Any Other (Specify)		3	340000			340000	6.18										
	UTTAM SIGGOTECH LIMITED	AAACJ1042K		150000			150000	2.73										
	NEW CASTLE FINANCE AND LEASING PVT LTD	AAACN0386K		140000			140000	2.55										
	UTTAM INDUSTRIAL ENGINEERING LIMITED	AAACU1074B		50000			50000	0.91										
	Sub Total (A)(1)		9	3120000			3120000	56.73										
	Foreign																	
	(a) Individual/Non Resident Individual/Foreign Individual		0	0			0	0.00										
	(b) Government		0	0			0	0.00										
	(c) Institutions		0	0			0	0.00										
	(d) Foreign Portfolio Investor		0	0			0	0.00										
	(e) Any Other (Specify)		0	0			0	0.00										
	Sub Total (A)(2)		0	0			0	0.00										
	Total Shareholding of Promoter and Promoter Group (A)=(A)(1)+(A)(2)		9	3120000			3120000	56.73										



Table III - Statement showing shareholding pattern of the Public shareholder

1	Category & Name of the Shareholders	PAN	Nos. of share holder	No. of fully paid up equity shares held	Partly paid-up equity shares held	Nos. of shares underlying Depository Receipts	Total nos. shares held (VII)=(IV)+(V)+(VI)	Shareholding as per SCRR, 1957 As a % of (A+B+C2)	Number of Voting Rights held in each class of securities			No. of Shares Outstanding convertible securities (including Warrants)	Total shareholding, as a % assuming full conversion of convertible securities (as a percentage of diluted share capital)	Number of Locked in shares		Number of Shares pledged or otherwise encumbered		Number of equity shares held in dematerialized form
									Class X	Class Y	Total			No. (a)	As a % of total Shares held (b)	No. (Not applicable) (a)	As a % of total shares held (Not applicable) (b)	
	(i) Institutions	(ii)	(iii)	(iv)	(v)	(vi)	(vii)=(iv)+(v)+(vi)	(viii)	(ix)			(x)	(xi)=(vii)+(x)	(xii)	(xiii)	(xiv)	(xv)	
	(a) Mutual Fund		0	0	0	0	0	0					0	0.00	NA		0	
	(b) Venture Capital Funds		0	0	0	0	0	0					0	0.00	NA		0	
	(c) Alternate Investment Funds		0	0	0	0	0	0					0	0.00	NA		0	
	(d) Foreign Venture Capital Investor		0	0	0	0	0	0					0	0.00	NA		0	
	(e) Foreign Portfolio Investors		0	0	0	0	0	0					0	0.00	NA		0	
	(f) Financial Institutions/Banks		0	0	0	0	0	0					0	0.00	NA		0	
	(g) Insurance Companies		0	0	0	0	0	0					0	0.00	NA		0	
	(h) Provident Fund/Pensions Funds		0	0	0	0	0	0					0	0.00	NA		0	
	(i) Any Other Specify		0	0	0	0	0	0					0	0.00	0		0	
	Sub Total (B)(1)		0	0	0	0	0	0					0	0.00	NA		0	
2	Central Government/State Government/President of India		0	0	0	0	0	0					0	0.00	NA		0	
	Sub Total (B)(2)		0	0	0	0	0	0					0	0.00	NA		0	
3	Non-Institutions																	



(a)	1. Individual Shareholders holding Nominal Share Capital	1080	1306300	1306300	23.75	23.75	0	0.00	0	0.00	0
	2. Individual Shareholders holding Nominal Share Capital Above 2 Lacs	15	712200	712200	12.95	12.95	0	0.00	NA		1000000
(b)	NBFCs Registered with RBI	0	0	0	0	0	0	0.00	NA		0
(c)	Employee Trusts	0	0	0	0	0	0	0.00	NA		0
(d)	Overseas Depositories (Holding DRs) (Balancing Figure)	0	0	0	0	0	0	0.00	NA		0
(e)	Any other (Specify)	10	361500	361500	6.57	6.57	0	0.00	NA		0
	PARSHURAM CAPITAL SERVICES LTD		50000	50000	0.91	0.91	0	0.00	NA		0
	YAMKAM FINCAP PVT. LTD		50000	50000	0.91	0.91	0	0.00	NA		0
	ANTARES METAL AND STEEL LIMITED		50000	50000	0.91	0.91	0	0.00	NA		0
	AJANTA FIN-INVEST-LEASE PVT LTD		49800	49800	0.91	0.91	0	0.00	NA		0
	DB MERCHANT BANKING SERVICES LTD		49200	49200	0.89	0.89	0	0.00	NA		0
	PRAAGATI VANIYA LTD		40000	40000	0.73	0.73	0	0.00	NA		0
	SEVEN ELEVEN LEASING & FIN LTD		27500	27500	0.5	0.5	0	0.00	NA		0
	KCM LEASING & FINANCE PVT. LTD		20000	20000	0.36	0.36	0	0.00	NA		0
	YADU INTERNATIONAL LTD		20000	20000	0.36	0.36	0	0.00	NA		0
	NAGRA PROPERTY & INV.CO P LTD		5000	5000	0.09	0.09	0	0.00	NA		0
	Sub Total (B)(3)	1105	2380000	2380000	43.27	43.27	0	0.00	NA		1000000
	Total Public Shareholding (B)= (B)(1)+(B)(2) + B (3)	1105	2380000	2380000	43.27	43.27	0	0.00	NA		1000000




Table IV - Statement showing shareholding pattern of the Non Promoter - Non Public shareholder

Category & Name of the Shareholders	PAN	No. of shareholder	No. of fully paid up equity shares held	Partly paid-up equity shares held	Nos. of shares underlying Depository Receipts	Total no. shares held (vii)=(iv)+(v)+(vi)	Shareholding % calculate as per SCRR, 1957 As a % of (A+B+C2)	Number of Voting Rights held in each class of securities			Total as a % of Total Voting rights	No. of Shares Underlying Outstanding convertible securities (including Warrants)	Total Shareholding, as a % assuming full conversion of convertible securities (as a percentage of diluted share capital)	Number of Locked in shares		Number of Shares pledged or otherwise encumbered		Number of dematerialized equity shares held in form (Not Applicable)
								Class X	Class Y	Total				No.	As a % of total Share es held	No. (Not applicable)	As a % of total share s held (Not applicable)	
1 Custodian/DR																		
(a) Name of DR Holder (if Available)																		
2 Employees Benefit Trust (Under SEBI (Share Based Employee Benefit Regulation 2014)																		
(a) Name of DR Holder (if Available)																		
Total Non Promoter Non Public Shareholding (C)=(C1)+(C2)		0	0	0		0								0	0.00	NA	NA	0

