


**Format of holding of specified securities**

1. Name of Listed Entity: ADHARSHILA CAPITAL SERVICES LTD
2. Scrip Code/Name of Scrip/Class of Security 539493
3. Share Holding Pattern Filed under: ~~Reg. 31(1)(a)~~/Reg. 31(1)(b)/~~Reg. 31(1)(e)~~
- a. If under 31(1)(b) then indicate the report for Quarter ending 30/06/2022
- b. If under 31(1)(c) then indicate date of allotment/extinguishment
4. **Declaration:** The Listed entity is required to submit the following declaration to the extent of submission of information:-

Particulars	Yes*	No*
1. Whether the Listed Entity has issued any partly paid up shares?		No
2. Whether the Listed Entity has issued any Convertible Securities or Warrants?		No
3. Whether the Listed Entity has any shares against which depository receipts are issued?		No
4. Whether the Listed Entity has any shares in locked-in?		No
5. Whether any shares held by promoters are pledge or otherwise encumbered?		No

*\* If the Listed Entity selects the option 'No' for the questions above, the columns for the partly paid up shares, Outstanding Convertible Securities/Warrants, depository receipts, locked-in shares, No of shares pledged or otherwise encumbered by promoters, as applicable, shall not be displayed at the time of dissemination on the Stock Exchange website. Also wherever there is 'No' declared by Listed Entity in above table the values will be considered as 'Zero' by default on submission of the format of holding of specified securities.*

5. The tabular format for disclosure of holding of specified securities is as follows:-



**Table I - Summary Statement holding of specified securities**

Category	Category of shareholder	Nos. of shareholders	No. of fully paid up equity shares held	No. of Partly paid-up equity shares held	No. of shares underlying Depository Receipts	Total nos. shares held	Shareholding as a % of total no. of shares (calculated as per SCRR, 1957) As a % of (A+B+C2)	Number of Voting Rights held in each class of securities			No. of Shares Underlying Outstanding convertible securities (including Warrants)	Shareholding, as a % assuming full conversion of convertible securities ( as a percentage of diluted share capital) As a % of (A+B+C2)	Number of Locked in shares		Number of Shares pledged or		Number of equity shares held in dematerialized form	
								No of Voting Rights					Total as a % of (A+B+C)	No.	As a % of total Shares held (b)	No.		As a % of total Shares held (b)
								Class:Equity	Class:y	Total								
(I)	(II)	(III)	(IV)	(V)	(VI)	(VII)=(IV)+(V)+(VI)	(VIII)	(IX)			(X)	(XI)= (VII)+(X)	(XII)		(XIII)	(XIV)		
(A)	Promoter & Promoter Group	10	3641000	0		3641000	66.20	3641000		3641000.00	66.20	0	66.20	0		0		3641000
(B)	Public	197	1859000	0		1859000	33.80	1859000		1859000.00	33.80	0	33.80	0		0		6200
(C)	Non Promoter- Non Public					0												
(C1)	Shares underlying DRs	0			0	0		0		0	0.00			0		0		0
(C2)	Shares held by Employee Trusts	0	00	0		0	0.00	00		0	0.00		0.00	0		0		0
	<b>Total</b>	<b>207</b>	<b>5500000</b>	<b>0</b>	<b>0</b>	<b>5500000</b>	<b>100.00</b>	<b>5500000</b>	<b>0.00</b>	<b>5500000.00</b>	<b>100.00</b>	<b>0</b>	<b>100.00</b>	<b>0</b>	<b>0.00</b>	<b>0</b>	<b>0.00</b>	<b>3647200</b>




Table II - Statement showing shareholding pattern of the Promoter and Promoter Group

	Category & Name of the Shareholders	Entity type i.e. promoter OR promoter group entity (except promoter)	PAN	No. of share holder	No. of fully paid up equity shares held	Partly paid-up equity shares held	Nos. of shares underlying Depository Receipts	Total nos. shares held	Shareholding % calculated as per SCRR, 1957 As a % of (A+B+C2)	Number of Voting Rights held in each class of securities			No. of Shares Underlying Outstanding convertible securities (Including Warrants)	Shareholding, as a % assuming full conversion of convertible securities (as a percentage of diluted share capital) as a % of A+B+C2	Number of Locked In shares		Number of Shares pledged or otherwise encumbered		Number of equity shares held in dematerialized form	
										No of Voting Rights		Total as a % of Total Voting rights			No. (a)	As a % of total Shares held (b)	No. (a)	As a % of total shares held (b)		
										Class X	Class Y									Total
	(I)		(II)	(III)	(IV)	(V)	(VI)	(VII)=[(IV)+(V)+(VI)]	(VIII)	(IX)			(X)	(XI)=[(VII)+(X)]	(XII)		(XIII)		(XIV)	
1	Indian																			
(a)	Individual/Hindu Undivided Family			6	3055000	0	0	3055000	55.55	3055000	0	3055000	55.55	0	55.55	0	0.00	0	0.00	3055000
	RAJ KUMAR ADLAKHA	Promotor	AJZPK7896C		1360000	0		1360000	24.73	1360000		1360000	24.73	0	24.73	0	0.00	0	0.00	1360000
	RANJAN ADLAKHA	Promotor Group	AAEPA8800E		820000	0		820000	14.91	820000		820000	14.91	0	14.91	0	0.00	0	0.00	820000
	AMITA ADLAKHA	Promotor Group	AFHPA6189A		700000	0		700000	12.73	700000		700000	12.73	0	12.73	0	0.00	0	0.00	700000
	SHOMNA ADLAKHA	Promotor Group	AEMPA3857P		100000	0		100000	1.82	100000		100000	1.82	0	1.82	0	0.00	0	0.00	100000
	RAJ KUMAR ADLAKHA HUF	Promotor Group	AAGHR4573R		50000	0		50000	0.91	50000		50000	0.91	0	0.91	0	0.00	0	0.00	50000
	BALRAM ADLAKHA	Promotor Group	AWTPA3967F		25000	0		25000	0.45	25000		25000	0.45	0	0.45	0	0.00	0	0.00	25000
(b)	Central Government/State Government(s)			0	0	0	0	0	0.00	0	0	0	0.00	0	0.00	0	0.00	0	0.00	0
(c)	Financial Institutions/Banks			0	0	0	0	0	0.00	0	0	0	0.00	0	0.00	0	0.00	0	0.00	0
(d)	Any Other (Specity)			4	586000	0	0	586000	10.65	586000	0	586000	10.65	0	10.65	0	0.00	0	0.00	586000
	PARIKSHA FIN-INVEST LEASE LTD	Promotor Group	AAACP1096J		246000	0		246000	4.47	246000		246000	4.47	0	4.47	0	0.00	0	0.00	246000
	UTTAM SUCROTECH LIMITED	Promotor Group	AAACU4042K		150000	0		150000	2.73	150000		150000	2.73	0	2.73	0	0.00	0	0.00	150000
	NEW CASTLE FINANCE AND LEASING PVT LTD	Promotor Group	AAACN0386K		140000	0		140000	2.55	140000		140000	2.55	0	2.55	0	0.00	0	0.00	140000
	UTTAM INDUSTRIAL ENGINEERING PRIVATE LIMITED	Promotor Group	AAACU1074B		50000	0		50000	0.91	50000		50000	0.91	0	0.91	0	0.00	0	0.00	50000
	Sub Total (A)(1)			10	3641000	0	0	3641000	66.20	3641000	0	3641000	66.20	0	66.20	0	0.00	0	0.00	3641000
2	Foreign							0	0.00	0	0	0	0.00	0	0.00	0	0.00	0	0.00	0
(a)	Individual/Non Resident Individual/Foreign Individual			0	0	0	0	0	0.00	0	0	0	0.00	0	0.00	0	0.00	0	0.00	0
(b)	Government			0	0	0	0	0	0.00	0	0	0	0.00	0	0.00	0	0.00	0	0.00	0
(c)	Institutions			0	0	0	0	0	0.00	0	0	0	0.00	0	0.00	0	0.00	0	0.00	0
(d)	Foreign Portfolio Investor			0	0	0	0	0	0.00	0	0	0	0.00	0	0.00	0	0.00	0	0.00	0
(e)	Any Other (Specity)			0	0	0	0	0	0.00	0	0	0	0.00	0	0.00	0	0.00	0	0.00	0
	Sub Total (A)(2)			0	0	0	0	0	0.00	0	0	0	0.00	0	0.00	0	0.00	0	0.00	0
	Total Shareholding of Promoter and Promoter Group (A)=[(A)(1)+(A)(2)]			10	3641000	0	0	3641000	66.20	3641000	0	3641000	66.20	0	66.20	0	0.00	0	0.00	3641000






Table III - Statement showing shareholding pattern of the Public shareholder

	Category & Name of the Shareholders	PAN	Nos. of shareholder	No. of fully paid up equity shares held	Partly paid-up equity shares held	Nos. of shares underlying Depository Receipts	Total nos. shares held	Shareholding % calculate d as per SCRR, 1957 As a % of (A+B+C2)	Number of Voting Rights held in each class of securities			No. of Shares Underlying Outstanding convertible securities (including Warrants)	Total shareholding, as a % assuming full conversion of convertible securities (as a percentage of diluted share capital)	Number of Locked In shares		Number of Shares pledged or otherwise		Number of equity shares held in dematerialized form	
									No of Voting Rights					Total as a % of Total Voting rights	No. (a)	As a % of total Shares held (b)	No. (Not applicable) (a)		As a % of total shares held (Not applicable) (b)
									Class X	Class Y	Total								
	(I)	(II)	(III)	(IV)	(V)	(VI)	(VII)=(IV)+(V)+(VI)	(VIII)	(IX)			(X)	(XI)=(VII)+(X)	(XII)		(XIII)	(XIV)		
1	Institutions																		
(a)	Mutual Fund		0	0	0	0	0	0.0000	0	0	0.0000	0	0.0000	0	0.0000	0	0.0000	0	
(b)	Venture Capital Funds		0	0	0	0	0	0.0000	0	0	0.0000	0	0.0000	0	0.0000	0	0.0000	0	
(c)	Alternate Investment Funds		0	0	0	0	0	0.0000	0	0	0.0000	0	0.0000	0	0.0000	0	0.0000	0	
(d)	Foreign Venture Capital Investor		0	0	0	0	0	0.0000	0	0	0.0000	0	0.0000	0	0.0000	0	0.0000	0	
(e)	Foreign Portfolio Investors		0	0	0	0	0	0.0000	0	0	0.0000	0	0.0000	0	0.0000	0	0.0000	0	
(f)	Financial Institutions/Banks		0	0	0	0	0	0.0000	0	0	0.0000	0	0.0000	0	0.0000	0	0.0000	0	
(g)	Insurance Companies		0	0	0	0	0	0.0000	0	0	0.0000	0	0.0000	0	0.0000	0	0.0000	0	
(h)	Provident Fund/Pensions Funds		0	0	0	0	0	0.0000	0	0	0.0000	0	0.0000	0	0.0000	0	0.0000	0	
(i)	Any Other Specify		0	0	0	0	0	0.0000	0	0	0.0000	0	0.0000	0	0.0000	0	0.0000	0	
	Sub Total (B)(1)		0	0	0	0	0	0.0000	0	0	0.0000	0	0.0000	0	0.0000	0	0.0000	0	
2	Central Government/State Government/President of India		0	0	0	0	0	0.0000	0	0	0.0000	0	0.0000	0	0.0000	0	0.0000	0	
	Sub Total (B)(2)		0	0	0	0	0	0.0000	0	0	0.0000	0	0.0000	0	0.0000	0	0.0000	0	
3	Non-Institutions																		
(a)	1. Individual Shareholders holding Nominal Share Capital Up to 2 Lacs		177	247340	0	247340	4.4971	247340	247340	4.4971	0	4.4971	0	0.0000	0	0.0000	2240		
	2. Individual Shareholders holding Nominal Share Capital Above 2 Lacs		18	1557700	0	1557700	28.3218	1557700	1557700	28.3218	0	28.3218	0	0.0000	0	0.0000	0		
	VIMLA DEVI	AHDPD9222F		274000	0	274000	4.9818	274000	274000	4.9818	0	4.9818	0	0.0000	0	0.0000	0		
	SANJAY KUMAR MISHRA	ALSPM5495J		270000	0	270000	4.9091	270000	270000	4.9091	0	4.9091	0	0.0000	0	0.0000	0		
	YOGESH CHOPRA	ABGPC2316L		160000	0	160000	2.9091	160000	160000	2.9091	0	2.9091	0	0.0000	0	0.0000	0		
	MOHAMMAD NASEEM	ACGPM0099H		98500	0	98500	1.7909	98500	98500	1.7909	0	1.7909	0	0.0000	0	0.0000	0		
	MOHD SAJID	HBFP53932G		97000	0	97000	1.7636	97000	97000	1.7636	0	1.7636	0	0.0000	0	0.0000	0		
	VIJAYPAL	APNPV9797F		85600	0	85600	1.5564	85600	85600	1.5564	0	1.5564	0	0.0000	0	0.0000	0		
	ANUPAM KAPIL	CJPK6792B		80000	0	80000	1.4545	80000	80000	1.4545	0	1.4545	0	0.0000	0	0.0000	0		
	SARFARAJ	BXOPS1542M		76100	0	76100	1.3836	76100	76100	1.3836	0	1.3836	0	0.0000	0	0.0000	0		
(b)	NBFCs Registered with RBI		0	0	0	0	0.0000	0	0	0.0000	0	0.0000	0	0.0000	0	0.0000	0		
(c)	Employee Trusts		0	0	0	0	0.0000	0	0	0.0000	0	0.0000	0	0.0000	0	0.0000	0		
(e)	Any other (Specify)		0	0	0	0	0.0000	0	0	0.0000	0	0.0000	0	0.0000	0	0.0000	0		
(e1)	Bodies Corporate		0	0	0	0	0.0000	0	0	0.0000	0	0.0000	0	0.0000	0	0.0000	0		
(e2)	Non Resident Indians		0	0	0	0	0.0000	0	0	0.0000	0	0.0000	0	0.0000	0	0.0000	0		
(e3)	Resident Indian Huf		2	53960	0	53960	0.9811	53960	53960	0.9811	0	0.9811	0	0.0000	0	0.0000	3960		
(e4)	Trusts		0	0	0	0	0.0000	0	0	0.0000	0	0.0000	0	0.0000	0	0.0000	0		
(e5)	Clearing Members/House		0	0	0	0	0.0000	0	0	0.0000	0	0.0000	0	0.0000	0	0.0000	0		
(e6)	Foreign Companies		0	0	0	0	0.0000	0	0	0.0000	0	0.0000	0	0.0000	0	0.0000	0		
(e7)	IEPF		0	0	0	0	0.0000	0	0	0.0000	0	0.0000	0	0.0000	0	0.0000	0		
(e8)	Escrow Account		0	0	0	0	0.0000	0	0	0.0000	0	0.0000	0	0.0000	0	0.0000	0		
(e9)	Firms		0	0	0	0	0.0000	0	0	0.0000	0	0.0000	0	0.0000	0	0.0000	0		
(e10)	Others		0	0	0	0	0.0000	0	0	0.0000	0	0.0000	0	0.0000	0	0.0000	0		
	Sub Total (B)(3)		197	1859000	0	1859000	33.8000	1859000	1859000	33.8000	0	33.8000	0	0.0000	0	0.0000	6200		
	Total Public Shareholding (B)= (B)(1)+(B)(2) + B (3)		197	1859000	0	1859000	33.8000	1859000	1859000	33.8000	0	33.8000	0	0.0000	0	0.0000	6200		



**Table IV - Statement showing shareholding pattern of the Non Promoter- Non Public shareholder**

Category & Name of the Shareholders	PAN	No. of shareholder	No. of fully paid up equity shares held	Partly paid-up equity shares held	Nos. of shares underlying Depository Receipts	Total no. shares held	Shareholding % calculated as per SCRR, 1957 As a % of (A+B+C2)	Number of Voting Rights held in each class of securities			No. of Shares Underlying Outstanding convertible securities (including Warrants)	Total shareholding, as a % assuming full conversion of convertible securities (as a percentage of diluted share capital)	Number of Locked in shares		Number of Shares pledged or otherwise encumbered		Number of equity shares held in dematerialized form (Not Applicable)
								No of Voting Rights		Total as a % of Total Voting rights			No.	As a % of total Shares held	No. (Not applicable)	As a % of total shares held (Not applicable)	
								Class X	Class Y								
(i)	(ii)	(iii)	(iv)	(v)	(vi)	(vii)=(i)+(v)+(vi)	(viii)	(ix)			(x)	(xi)=(vii)+(x)	(xii)	(xiii)		(xiv)	
C1 Custodian/DR Holder		0	0	0	0	0	0	0	0	0	0.00	0	0	0.00	0	0.00	0
C2 Employees Benefit Trust (Under SEBI (Share Based Employee Benefit Regulation 2014)		0	0	0	0	0	0	0	0	0	0.00	0	0	0.00	0	0.00	0
Total Non Promoter Non Public Shareholding (C)= (C)(1)+(C)(2)		0	0	0	0	0	0	0	0	0	0.00	0	0	0.00	0	0.00	0



### Adharshila Capital Services Limited

#### Table V - Significant Beneficial Owners

Sr. No	Details of the significant beneficial owner (i)			Details of the registered owner (ii)			Details of Holding/exercise of right of the SBO in the reporting Company, Whether Direct or Indirect* (iii)					Date of creation / acquisition of significant beneficial interest (iv)
	Name	PAN	Nationality	Name	PAN	Nationality	Whether by Virtue of:					
							Shares	Voting Rights	Rights on Distributable Dividend or any other distribution	Exercise of Control	Exercise of Significant Influence	
1	RAJ KUMAR ADLAKHA	AJZPK7896C	Indian	RAJ KUMAR ADLAKHA KARTA OF R.K.& SONS (HUF)	AAGHR4573R	INDIAN	0.91	0.91		No	No	01-09-2000
	RAJ KUMAR ADLAKHA	AJZPK7896C	Indian	RAJ KUMAR ADLAKHA	AJZPK7896C	INDIAN	24.73	24.73		No	No	01-09-2000
2	RANJAN ADLAKHA	AAEPA8800E	Indian	UTTAM INDUSTRIAL ENGINEERING PVT LIMITED	AAACU1074B	INDIAN	0.91	0.91		No	No	23-08-2004
	RANJAN ADLAKHA	AAEPA8800E	Indian	RANJAN ADLAKHA	AAEPA8800E	INDIAN	14.91	14.91		No	No	23-08-2004

